REV.	ECN NO.	ECN LOGO.	DATE	SIGN	DESCRIPTION
A	110104		12/14'10	H.P.T	RELEASED

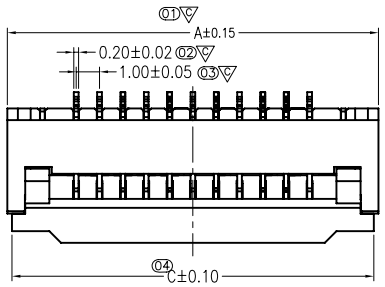

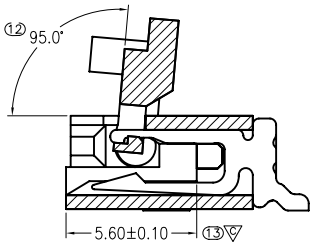

Section A–A
Scale 2:1

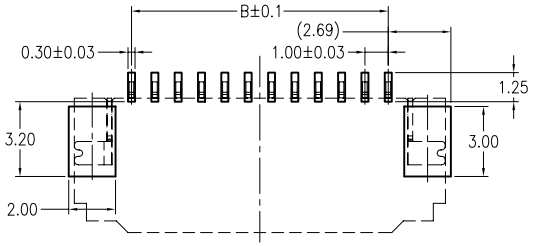

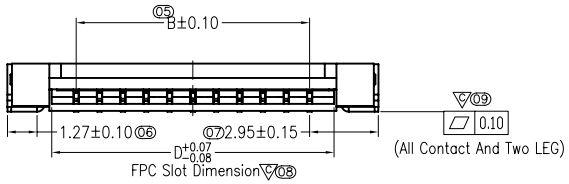

FPC Slot Dimension 08

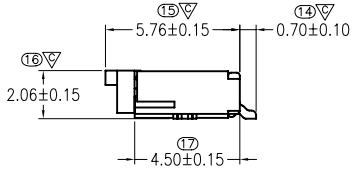

FPC/FFC Insert Direction

Recommended P.C.B Layout

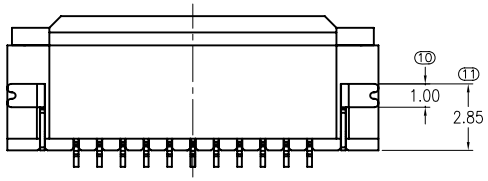

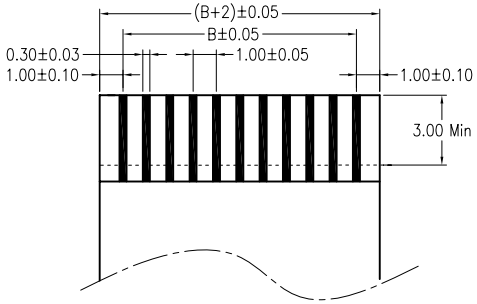

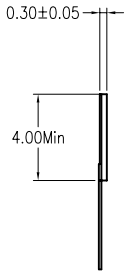

Recommended FPC Dimension

Number of Contacts	Dimension			
	A	B	C	D
04	8.90	3.00	8.50	5.10
05	9.90	4.00	9.50	6.10
06	10.90	5.00	10.50	7.10
07	11.90	6.00	11.50	8.10
08	12.90	7.00	12.50	9.10
09	13.90	8.00	13.50	10.10
10	14.90	9.00	14.50	11.10
11	15.90	10.00	15.50	12.10
12	16.90	11.00	16.50	13.10
13	17.90	12.00	17.50	14.10
14	18.90	13.00	18.50	15.10
15	19.90	14.00	19.50	16.10
16	20.90	15.00	20.50	17.10
17	21.90	16.00	21.50	18.10
18	22.90	17.00	22.50	19.10
19	23.90	18.00	23.50	20.10
20	24.90	19.00	24.50	21.10
21	25.90	20.00	25.50	22.10
22	26.90	21.00	26.50	23.10
23	27.90	22.00	27.50	24.10
24	28.90	23.00	28.50	25.10
25	29.90	24.00	29.50	26.10
26	30.90	25.00	30.50	27.10
27	31.90	26.00	31.50	28.10
28	32.90	27.00	32.50	29.10
29	33.90	28.00	33.50	30.10
30	34.90	29.00	34.50	31.10
31	35.90	30.00	35.50	32.10
32	36.90	31.00	36.50	33.10

Note:

1.Material
- 1.1: Housing: LCP UL94–V0 Color:Black.
- 1.2: Actuator: LCP UL94–V0 Color:Black.
- 1.3: Contact: Phosphor Bronze.
- 1.4: LEG: Brass.

2.Plating
- 2.1: Contact: Matte Tin Or Gold Plating Nickel Overall .
- 2.2: LEG: Matte Tin Plating Over Nickel.

3.Rating:
- 3.1: Operating Voltage: 50V AC/DC.
- 3.2: Current Rating: 0.4A AC/DC.
- 3.3: Operating Temperature:–25°C~+85°C.

4.Part Number:

EW 10 21–xx RL–Tx x

- 0=Matte Sn Plating Overall;G=Gold Flash
- TA: Tape Rell Packing
- TU: Tuble Packing
- Right Angle/Lower Contact Type
- NO. of contacts
- Series name
- Pitch=1.0mm
- FPC Series

一沃电子实业有限公司
TEL:+86-755-36887540
FAX:+86-755-36887541
http://www.ewconn.com

TOLERANCE UNLESS SPECIFIED				
LINEAR	ANGLE	DATE 12/14'10	DAR. BY H.P.T	MATERIAL ---
.X ±0.30	X° XX	SCALE 1:1	CHK. BY	FINISH ---
.XX ±0.20	.X° XX	UNIT mm	APP. BY	DWG NO. ---
.XXX ±0.10	.XX° XX			

EWCONNECTOR E-World Electronic Industry Ltd

TITLE: FPC1.0 H2.0 Flip-Lock Connector REV. A

PART NO. EW1021